

## Pseudoquadrupole Coupling Constants and Nuclear Moments of Several Promethium Isotopes

R. W. GRANT AND D. A. SHIRLEY

*Lawrence Radiation Laboratory, and Department of Chemistry, University of California, Berkeley, California*

(Received 21 November 1962)

Nuclei of several isotopes of promethium were aligned at low temperatures by a pseudoquadrupole interaction in cerium magnesium nitrate and by a magnetic hfs interaction in neodymium ethylsulfate. Pseudoquadrupole coupling constants were determined for  $\text{Pm}^{143}$ ,  $\text{Pm}^{144}$ , and 5.4-day  $\text{Pm}^{148}$ . Nuclear moments were derived for  $\text{Pm}^{143}$ , 5.4-day  $\text{Pm}^{148}$ , 41-day  $\text{Pm}^{148}$ , and  $\text{Pm}^{149}$ . The spins of 5.4-day and 41-day  $\text{Pm}^{148}$  were found to be 1 and 6, respectively. Evidence was obtained for spin assignments of 6 to states in  $\text{Sm}^{148}$  at 1.90, 2.09, and 2.19 MeV. Measurements on  $\text{Pm}^{144}$  tend to confirm the validity of the temperature scale for cerium magnesium nitrate.

### I. INTRODUCTION

THE method of low-temperature nuclear orientation has been used with considerable success in recent years for elucidating certain basic features of nuclear decay processes.<sup>1,2</sup> Like other experimental techniques, it is most fruitfully employed where it can yield information either uniquely or with greater ease or reliability than can other methods. Thus, another area in which nuclear orientation can be particularly useful is in studying certain subtle aspects of internal fields in solids, for example, magnetic hyperfine structure in metals.<sup>3,4</sup> An additional example in this area is the detection of small quadrupole<sup>5</sup> and pseudoquadrupole<sup>6</sup> effects in ionic crystals. In this paper such effects are reported for several promethium isotopes in a lattice of cerium magnesium nitrate (CMN). The pseudoquadrupole interaction is discussed in terms of crystal field theory. Coupling constants and nuclear moments are derived from the experimental data. The Pm isotopes were aligned in both CMN and neodymium ethylsulfate (NES), and several nuclear parameters of these isotopes and their daughters are also reported.

### II. EXPERIMENTAL PROCEDURE

Earlier experiments have shown that Pm isotopes can be aligned in both NES and CMN lattices.<sup>6-8</sup> In the present series of experiments we have aligned (5.4 day)

$\text{Pm}^{148}$  and (41 day)  $\text{Pm}^{148}$  in the NES lattice and  $\text{Pm}^{143}$ ,  $\text{Pm}^{144}$ , and (5.4 day)  $\text{Pm}^{148}$  in the CMN lattice.

$\text{Pm}^{143}$  and  $\text{Pm}^{144}$  were prepared as discussed in references 7 and 8, respectively. The  $\text{Pm}^{148}$  isomers were made with roughly equal yield in the Berkeley 60-in. cyclotron by a  $(p,n)$  reaction on  $\text{Nd}^{148}$  (in enriched  $\text{Nd}_2\text{O}_3$ ). The target material was passed through a cation-exchange column to separate  $\text{Pm}^{3+}$  from  $\text{Nd}^{3+}$ . The promethium isotopes were then taken up in saturated solutions of NES or CMN and single crystals, weighing about 5 g, of the corresponding salts were grown with  $\text{Pm}^{3+}$  incorporated substitutionally into the  $\text{Nd}^{3+}$  and  $\text{Ce}^{3+}$  lattice sites. The crystals were then mounted in an adiabatic demagnetization cryostat described elsewhere.<sup>9</sup> The temperature range covered in NES was  $0.02 < T < 1^\circ\text{K}$  and in CMN was  $0.003 < T < 1^\circ\text{K}$ . The magnetic temperatures of the salts were measured with coils and an ac mutual inductance bridge<sup>10</sup> and the temperatures were converted to thermodynamic temperatures using the data of Meyer<sup>11</sup> for NES and the data of Daniels and Robinson<sup>12</sup> for CMN. The crystals were sufficiently isolated thermally to stay below the helium bath temperature for about 2 h after each demagnetization. Counting, using multichannel

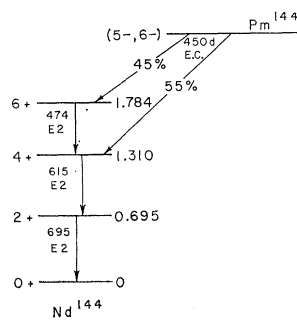


FIG. 1. Decay scheme of  $\text{Pm}^{144}$  after Ofer (reference 13).

<sup>1</sup> C. S. Wu, E. Embler, R. W. Hayward, D. D. Hoppes, and R. P. Hudson, *Phys. Rev.* **105**, 1413 (1957).

<sup>2</sup> S. H. Hanauer, J. W. T. Dabbs, L. D. Roberts, and G. W. Parker, *Phys. Rev.* **124**, 1512 (1961).

<sup>3</sup> M. A. Grace, C. E. Johnson, N. Kurti, R. G. Scurlock, and R. T. Taylor, in *Conference de Physique des Basses Temperatures, 1955* (Centre National de la Recherche Scientifique and UNESCO, Paris, 1956).

<sup>4</sup> B. N. Samoïlov, V. V. Sklvarevskii, and E. P. Stepanov, *Soviet Phys.—JETP* **36**, 448 (1959).

<sup>5</sup> B. R. Judd, C. A. Lovejoy, and D. A. Shirley, *Phys. Rev.* **128**, 1733 (1962).

<sup>6</sup> C. J. S. Chapman, M. A. Grace, J. M. Gregory, and C. V. Sower, *Proc. Roy. Soc. (London)* **A259**, 377 (1960).

<sup>7</sup> C. A. Lovejoy, J. O. Rasmussen, and D. A. Shirley, *Phys. Rev.* **123**, 954 (1961).

<sup>8</sup> D. A. Shirley, J. F. Schooley, and J. O. Rasmussen, *Phys. Rev.* **121**, 558 (1961).

<sup>9</sup> C. E. Johnson, J. F. Schooley, and D. A. Shirley, *Phys. Rev.* **120**, 2108 (1960).

<sup>10</sup> R. A. Erickson, L. D. Roberts, and J. W. T. Dabbs, *Rev. Sci. Instr.* **25**, 1178 (1954).

<sup>11</sup> H. Meyer, *Phil. Mag.* **2**, 521 (1957).

<sup>12</sup> J. M. Daniels and F. N. H. Robinson, *Phil. Mag.* **44**, 630 (1953).

analyzers, was done for a period of from 2 to 5 min immediately after each demagnetization. The crystal was then warmed to the helium bath temperature and a normalization count was taken. Appropriate corrections, amounting to about 10% of the anisotropic component of angular distribution, were made for such effects as the finite solid angles subtended by the counters.

### III. EXPERIMENTAL RESULTS

#### A. Pm<sup>144</sup>

The decay scheme of Pm<sup>144</sup> after Ofer<sup>13</sup> and Funk *et al.*<sup>14</sup> is shown in Fig. 1. From earlier alignment experiments on Pm<sup>144</sup> in NES<sup>8</sup> magnetic hyperfine structure constants,  $A$ , for spins of 5 and 6 were available. We have aligned Pm<sup>144</sup> in CMN and observed the anisotropies for the 474-, 615-, and 695-keV  $\gamma$  rays. The intensity of  $\gamma$  radiation emitted from oriented nuclei, as defined in the usual way,<sup>15</sup> is given as

$$I(\theta) = \sum_k B_k U_k F_k P_k(\cos\theta). \quad (1)$$

For low degrees of alignment this equation can be approximated by

$$I(\theta) = 1 + B_2 U_2 F_2 P_2(\cos\theta), \quad (2)$$

where the higher order terms are negligible. The temperature dependence of  $I(\theta)$  for the 695-keV  $\gamma$  ray at  $\theta=0^\circ$  and  $\theta=90^\circ$  is shown in Fig. 2. The angular dependence of  $I(\theta)$  for the 615-keV  $\gamma$  ray at 0.0031°K is shown in Fig. 3. The data for this temperature may be fitted by a curve of the form

$$I(\theta) = (+0.143 \pm 0.004) P_2(\cos\theta) - (0.003 \pm 0.004) P_4(\cos\theta). \quad (3)$$

The values of  $I(0)$  at  $T=0.0031^\circ\text{K}$  are given in Table I for the three  $\gamma$  rays observed. These values show that  $U_2 F_2$  of the 474-keV  $\gamma$  ray is considerably ( $24 \pm 7\%$ )

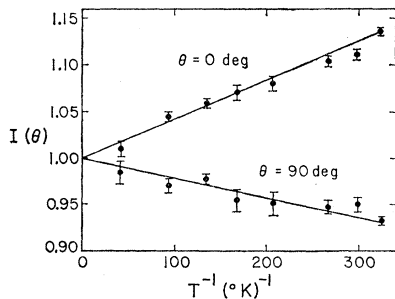


FIG. 2. Temperature dependence of  $I(\theta)$  for the 695-keV  $\gamma$  ray in the decay of aligned Pm<sup>144</sup> taken at  $0^\circ$  and  $90^\circ$  from the crystal-line  $c$  axis in CMN. Normalized theoretical curves were calculated from Eqs. (2) and (5).

<sup>13</sup> S. Ofer, Phys. Rev. **113**, 895 (1959).

<sup>14</sup> E. G. Funk Jr., J. W. Mihelich, and C. F. Schwerdtfeger, Phys. Rev. **120**, 1781 (1960).

<sup>15</sup> R. J. Blin-Stoyle and M. A. Grace, in *Handbuch der Physik*, edited by S. Flügge (Springer-Verlag, Berlin, 1957), Vol. 42, p. 555.

TABLE I.  $I(0)$  for the 474-, 615-, and 695-keV  $\gamma$  rays observed in the decay of Pm<sup>144</sup> aligned in CMN at 0.0031°K.

$E_\gamma$ (keV)	$I(0)$
474	$1.106 \pm 0.008$
615	$1.141 \pm 0.008$
695	$1.137 \pm 0.008$

less than  $U_2 F_2$  for the other two  $\gamma$  rays. The same effect was observed previously in NES.<sup>8</sup>

For “stretched” transitions of the type  $I(L)I-L(L)I-2L$  etc., the  $U_k F_k$  products, hence, the angular distributions, should be identical for all  $\gamma$ -rays [i.e.,  $U_k F_k(\gamma_i) = U_k F_k(\gamma_{i+1})$ , etc.] This can easily be shown by writing out the  $U_k$  and  $F_k$  functions explicitly in terms of  $6-j$  symbols.<sup>15</sup> The three  $6-j$  symbols that are necessary to the proof all have the form

$$\begin{Bmatrix} j_1 & j_2 & l_1+l_2 \\ l_1 & l_2 & l_3 \end{Bmatrix}.$$

A one-term expression for  $6-j$  symbols of this form is given in Edmonds’ book,<sup>16</sup> and the proof reduces to a few lines of algebra. It is valid for all  $I$ ,  $k$ , and  $L$ . Alternatively the same result may be derived from a similar result of angular correlation theory<sup>17</sup> simply by substituting  $B_k$ , the orientation parameter, for  $F_k^P$ , the  $F$  coefficient for the first  $\gamma$  ray in a “stretched” cascade.

The fact that the 615- and 695-keV  $\gamma$  rays are stretched transitions explains why their  $U_2 F_2$ ’s are equal. However, if the spin of Pm<sup>144</sup> were 6 and if the E. C. (electron capture) decays also involved only the minimum angular momentum change, the  $U_2 F_2$  of the 474-keV  $\gamma$  ray should also be the same as that of the succeeding transitions, and this is contrary to the experimental observation.

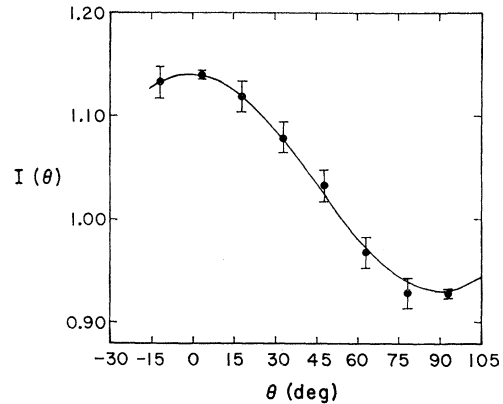


FIG. 3. Intensity vs angle from the  $c$  axis,  $\theta$ , for the 615-keV  $\gamma$  ray in the decay of Pm<sup>144</sup>. The data were taken at  $T=0.0031^\circ\text{K}$  in CMN. The solid curve is  $1 + 0.14 P_2(\cos\theta)$ .

<sup>16</sup> A. R. Edmonds, *Angular Momentum in Quantum Mechanics* (Princeton University Press, 1957), p. 97.

<sup>17</sup> J. Weneser and D. R. Hamilton, Phys. Rev. **92**, 321 (1953).

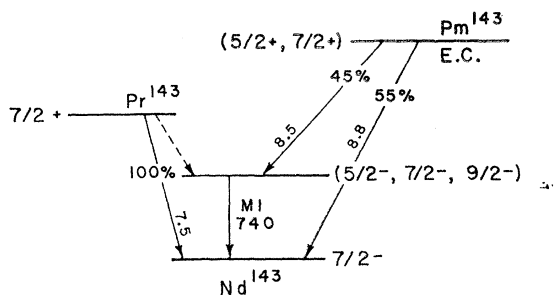


FIG. 4. Decay schemes of  $\text{Pm}^{143}$  and  $\text{Pr}^{143}$ , after references 13 and 18, with modifications.

If one assumes that the spin of  $\text{Pm}^{144}$  is 6 and that both E. C. decays are of the type  $L=2$ , this would lead to a 13% relative reduction in  $U_2F_2$  (474 keV). If one assumes that the spin of  $\text{Pm}^{144}$  is 5 and that the 45% branch of the E. C. decay is  $L=2$  and the 55% branch is  $L=1$  this would lead to a 15% relative reduction in  $U_2F_2$  (474 keV). Ofer<sup>13</sup> estimated the  $\log ft$  of the 45% branch to be 8.0 and the  $\log ft$  of the 55% branch to be 6.8. Thus, the above assumption of a higher  $L$  for the E. C. of the 45% branch does not seem very reasonable. Another possible explanation for the decrease in  $U_2F_2$  (474 keV) could be that the lifetime of the 1.784-MeV state was somewhat longer than that of the 1.310- and 0.695-MeV states. This longer lifetime could permit some degree of reorientation and a subsequent attenuation in the size of the effect. In any case the smaller size of  $U_2F_2$  (474 keV) is not well understood.

### B. $\text{Pm}^{143}$

$\text{Pm}^{143}$  has been previously aligned in NES.<sup>7</sup> The decay schemes proposed by Ofer<sup>13</sup> for  $\text{Pm}^{143}$  and by Starfelt and Cederlund<sup>18</sup> for  $\text{Pr}^{143}$  are shown in Fig. 4. We have aligned  $\text{Pm}^{143}$  in CMN and observed the anisotropy of the 740-keV  $\gamma$  ray. The temperature dependence of  $I(0)$  for this  $\gamma$  ray is shown in Fig. 5. From this curve it is

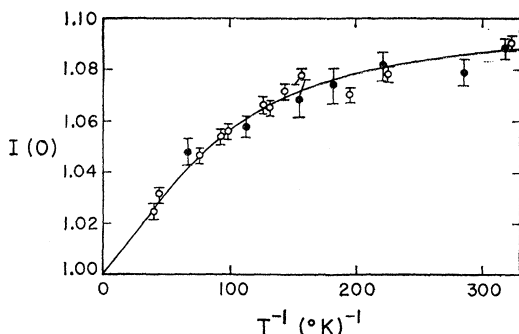


FIG. 5. Temperature dependence of  $I(0)$  for the 740-keV  $\gamma$  ray in the decay of  $\text{Pm}^{143}$  in CMN. Data of two runs ( $\bullet$  and  $\circ$ ) are shown with normalized theoretical curve calculated by using Eqs. (2) and (5).

<sup>18</sup> N. Starfelt and J. Cederlund, Phys. Rev. **105**, 241 (1957).

evident that a very high degree of alignment has been achieved because at the lower temperatures the curve is asymptotically approaching a limit. The angular distribution at  $T=0.0031^\circ\text{K}$  could be fitted by the theoretical curve  $I(\theta)=1+0.090P_2(\cos\theta)$  to within experimental error, again showing that the terms with  $k>2$  in Eq. (1) were negligible.

The ground-state spin of  $\text{Nd}^{143}$  has been measured as 7/2 by Murakawa and Ross.<sup>19</sup> This corresponds to an odd-parity  $f_{7/2}$  state according to shell-model theory. Ofer found the 740-keV  $\gamma$  ray to be predominantly  $M1$ , implying that the spin of the 740-keV state in  $\text{Nd}^{143}$  must be 5/2-, 7/2-, or 9/2-. All of these spins are consistent with the data shown in Fig. 5. The shell model predicts that the unpaired 61st proton of  $\text{Pm}^{143}$  will occupy either a  $d_{5/2}$  or  $g_{7/2}$  state. By comparing the data in Fig. 5 with the theoretical values of  $B_2$  we can obtain  $U_2F_2$  for the 740-keV  $\gamma$  ray. If we assume that the

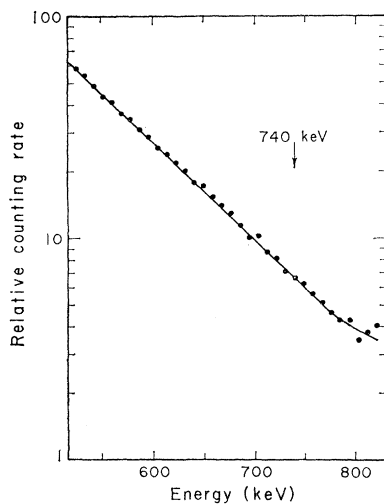


FIG. 6. Scintillation spectrum observed in decay of  $\text{Pr}^{143}$  plotted on a semilog scale so that background due to bremsstrahlung will be linear.

spin of  $\text{Pm}^{143}$  is 5/2 we obtain  $U_2F_2 = -0.093 \pm 0.005$ ; for a spin of 7/2 we obtain  $U_2F_2 = -0.094 \pm 0.004$ .

### 1. $\text{Pr}^{143}$

In connection with our work on  $\text{Pm}^{143}$  we searched for a 740-keV  $\gamma$  ray associated with the decay of  $\text{Pr}^{143}$ . Starfelt and Cederlund<sup>18</sup> found that the ground state of  $\text{Pr}^{143}$  lies 922 keV above the ground state of  $\text{Nd}^{143}$ . It might, therefore, be expected that  $\text{Pr}^{143}$  would decay to the 740-keV state in  $\text{Nd}^{143}$ . We obtained 10 mC of  $\text{Pr}^{143}$  (from the Oak Ridge Radioisotopes Division). The  $\text{Pr}^{3+}$  was subsequently purified on an ion exchange column and any short-lived Pr activities were allowed to decay away for a few days. The half-life we observed for  $\text{Pr}^{143}$  was  $13.5 \pm 0.6$  days which agrees well with earlier determinations.

The  $\text{Pr}^{143}$  source was placed between Be absorbers to

<sup>19</sup> M. Murakawa and J. S. Ross, Phys. Rev. **82**, 967 (1951).

stop the  $\beta$  rays and cut down on the production of bremsstrahlung. The photon spectrum observed with a NaI counter was linear out to about 770 keV on a semi-log scale (Fig. 6). A straight line was fitted through the data and then subtracted from the data to get the quantity  $\Delta$  shown in Fig. 7. The solid curve in Fig. 7 represents the curve we feel best fits the data. The broken line corresponds to a theoretical curve which should be observed if  $1.5 \times 10^{-4}\%$  of the  $\text{Pr}^{143}$  decays produced 740-keV  $\gamma$  rays. We feel that this curve represents a reasonable upper limit for the  $\gamma$  transition, yielding  $\log ft \geq 11.0$  for the  $\beta^-$  decay which populates this state. This beta branch thus probably involves at least two units of angular momentum carried away by the leptons. Budick *et al.*<sup>20</sup> have recently measured the spin of  $\text{Pr}^{143}$  as  $7/2$ . Since the 740-keV state of  $\text{Nd}^{143}$  must have spin and parity  $5/2-$ ,  $7/2-$ , or  $9/2-$  by virtue of the  $M1$  transition to the  $7/2-$  ground state, the (thus ordinary first-forbidden) beta branch to the 740-keV state from  $\text{Pr}^{143}$  is incredibly hindered. The  $\log ft$  of 11.0 would be high even for a unique first-

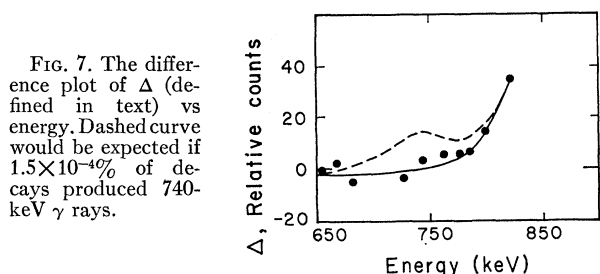


FIG. 7. The difference plot of  $\Delta$  (defined in text) vs energy. Dashed curve would be expected if  $1.5 \times 10^{-4}\%$  of decays produced 740-keV  $\gamma$  rays.

forbidden transition (which this would be if the spins involved were  $5/2+$  and  $9/2-$  in  $\text{Pr}^{143}$  and  $\text{Nd}^{143}$ ). For a nonunique transition this  $\log ft$  is remarkably high and suggests a new selection rule for  $\beta^-$  decay in this region. A similar example<sup>21</sup> is furnished by the decay of  $\text{Nd}^{147}$ . A statement of this rule which fits the existing data is that the interactions of tensor rank 1 are forbidden, at least for  $\Delta I \neq 0$ .

### C. (5.4 day) $\text{Pm}^{148}$

The 5.4-day isomer of  $\text{Pm}^{148}$  was aligned in both NES and CMN. The decay schemes of the  $\text{Pm}^{148}$  isomers have been thoroughly investigated recently.<sup>22-24</sup> The decay scheme after Reich *et al.*<sup>24</sup> is given for reference in Fig. 8. The only  $\gamma$ -ray anisotropy we were able

<sup>20</sup> B. Budick, W. M. Doyle, R. Marrus, and W. A. Nierenberg, *Bull. Am. Phys. Soc.* **7**, 476 (1962).

<sup>21</sup> G. A. Westenbarger and D. A. Shirley, *Phys. Rev.* **123**, 1812 (1961).

<sup>22</sup> S. K. Bhattacharjee, B. Saha, and C. V. K. Baba, *Nucl. Phys.* **12**, 356 (1959).

<sup>23</sup> C. F. Schwerdtfeger, E. G. Funk Jr., and J. W. Mihelich, *Phys. Rev.* **125**, 1641 (1962).

<sup>24</sup> C. W. Reich, R. P. Schuman, J. R. Berreth, M. K. Brice, and R. L. Heath, *Phys. Rev.* **127**, 192 (1962).

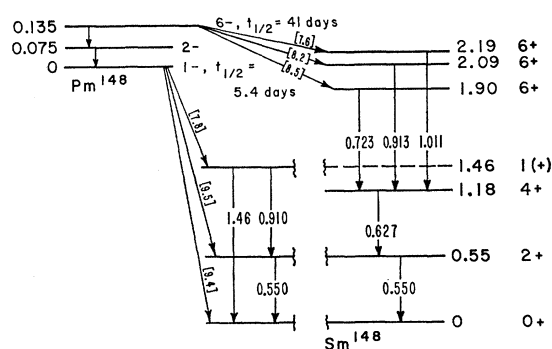


FIG. 8. Decay scheme of the  $\text{Pm}^{148}$  isomers relevant to our research as given in reference 24 and modified by this work. {Note added in proof. C. V. Baba, G. T. Ewan, and J. F. Suarez [*Phys. Letters* **3**, 232 (1963)] have given the 1.46-MeV state in  $\text{Sm}^{148}$  a negative parity assignment.}

to measure accurately was that of the 1460-keV  $\gamma$  ray. The 910- and 550-keV  $\gamma$  rays had too much background under them from the 41-day isomer to enable any accurate determination of their anisotropies. The temperature dependence of  $I(0)$  for the 1460-keV  $\gamma$  ray in CMN is shown in Fig. 9.

Reich *et al.*<sup>24</sup> were able to show that the spin of the 1460-keV state in  $\text{Sm}^{148}$  is 1. Based on this result and the data in Fig. 9 we can establish the spin of (5.4 day)  $\text{Pm}^{148}$  as  $1-$ . For the decay of (5.4 day)  $\text{Pm}^{148}$  to the 1460-keV state our data fit either a  $1 \rightarrow 1$  or  $2 \rightarrow 2$  transition very well but not a  $2 \rightarrow 1$  spin sequence. In order to obtain a large enough  $U_2$  with the right sign for a  $2 \rightarrow 1$  spin sequence one would have to assume almost pure  $L=2$  for the  $\beta^-$  decay to the 1460-keV state and even in this rather unlikely case ( $\log ft$  is only 7.8) a small deviation from linearity in  $I(T)$  should be observed as indicated by the dashed curve in Fig. 9. The  $1-$  ground-state spin assignment for  $\text{Pm}^{148}$  also fixes the spins of the 75- and 135-keV states in  $\text{Pm}^{148}$  as  $2-$  and  $6-$ , respectively.<sup>24</sup>

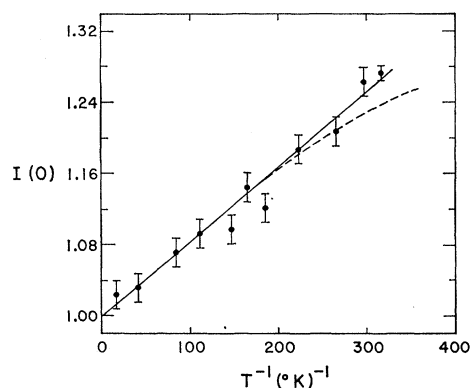


FIG. 9. Temperature dependence of  $I(0)$  for the 1460-keV  $\gamma$  ray in the decay of (5.4 day)  $\text{Pm}^{148}$  in CMN. Data are shown with normalized theoretical curve calculated from Eqs. (2) and (5). For explanation of dashed curve see Sec. III C.

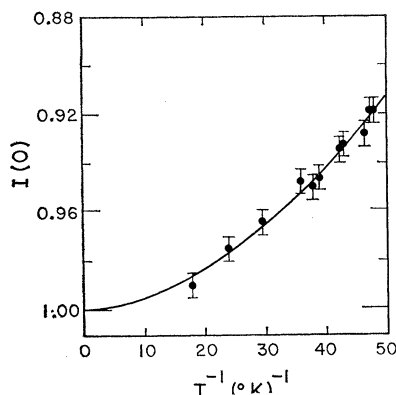


FIG. 10. Temperature dependence of  $I(0)$  for the 1460-keV  $\gamma$  ray in the decay of aligned (5.4 day)  $\text{Pm}^{148}$  in NES. Data are shown with normalized theoretical curve calculated by using Eqs. (2) and (4).

The temperature dependence of  $I(0)$  for the 1460-keV  $\gamma$  ray in NES is shown in Fig. 10. In both NES and CMN,  $I(\theta)$  was found to fit a  $P_2(\cos\theta)$  distribution, showing that terms of higher order than  $B_2U_2F_2$  were negligible. The 1460-keV transition must be pure dipole, requiring an  $F_2$  of  $+0.707$ . The parameters  $B_2$  must be negative in CMN (see Sec. IV); therefore,  $U_2$  must also be negative. The  $\beta^-$  decay which populates the 1460-keV state must be predominately  $L=1$ , since  $L=0$  and  $L=2$  give positive contributions to  $U_2$ . The CMN data establish  $U_2F_2 < -0.23$ . Thus  $U_2$  for this  $\gamma$  ray is less than  $-0.33$ ; and the 1.1-MeV  $\beta^-$  branch must be more than 72% of the  $L=1$  type.

We obtained a very rough value of  $+0.01 \pm 0.02$  for  $B_2U_2F_2$  of the 910 keV  $\gamma$  ray at  $0.0033^\circ\text{K}$  in CMN. Thus  $\delta$ , the  $E2/M1$  amplitude mixing ratio, is  $-0.06 \pm 0.06$ . From the angular correlation data,<sup>24</sup>  $\delta$  is determined as  $\delta = +0.046 \pm 0.001$ . Inasmuch as the sign of  $\delta$  must necessarily be different between the two experiments<sup>21,25,26</sup> these results are in good agreement.

#### D. (41 day) $\text{Pm}^{148}$

The 41-day isomer of  $\text{Pm}^{148}$  was aligned only in NES. The decay scheme for this isomer is also given in Fig. 8. We were able to observe the anisotropies of the 550-, 627-, 723-, 913-, and 1011-keV  $\gamma$  rays. All the  $I(\theta)$  for these five  $\gamma$  rays showed pure  $P_2(\cos\theta)$  behavior. The temperature dependence of  $I(0)$  for the 550-keV  $\gamma$  ray is shown in Fig. 11. The temperature dependence of  $I(\theta)$  for the other  $\gamma$  rays which we observed had the same form. The parameter  $I(0)$  for the five  $\gamma$  rays at  $T=0.02^\circ\text{K}$  is given in Table II. From this table it can be seen that  $I(0)$  for the 550- and 627-keV  $\gamma$  rays are the same to within experimental error as expected since these are stretched transitions. We were able to establish limits on  $B_2$  at  $0.02^\circ\text{K}$  of  $B_2 = 0.26 \pm 0.03$  by computing maximum and minimum values of  $U_2$  and  $F_2$  for all five  $\gamma$  rays which were consistent with the decay scheme, which then gave the range of allowed values for  $B_2$ .

<sup>25</sup> T. Lindquist and E. Heer (note added in proof, quoting communications from M. A. Grace), Nucl. Phys. 2, 686 (1957).

<sup>26</sup> S. Ofer, Phys. Rev. 114, 870 (1959).

Since  $B_2$  must be the same for all the transitions at any given temperature the overlap of these values was used to establish the above limits. Now we may combine our data with the angular correlation data<sup>24</sup> to establish the spins of the 1.90-, 2.09-, and 2.19-MeV states of  $\text{Sm}^{148}$ . The data of Reich *et al.* are consistent with spins 4 and 6 for the 1.90-MeV state. If the spin of this state were 4,  $B_2$  would have to be  $0.17 \pm 0.01$  at  $0.02^\circ\text{K}$  to agree with these data; therefore, this spin possibility is ruled out. For a spin assignment of 6,  $B_2$  at  $0.02^\circ\text{K}$  would have to be  $0.25 \pm 0.04$  which agrees very well with our value of  $B_2$  and establishes the spin of the 1.90-MeV state as 6.

For the 2.09-MeV state, the angular correlation data are consistent with spins 5 and 6. If the spin of the 2.09-MeV state were 5,  $B_2$  at  $0.02^\circ\text{K}$  would have to be  $0.19 \pm 0.03$  to agree with these data and this makes the agreement with our value rather poor. For a spin 6 state,  $B_2$  would have to be  $0.27 \pm 0.04$  which agrees well with our value of  $B_2$  and makes 6 the most likely spin assignment for this state.

The 2.19-MeV state must have spins 4 or 6 to be consistent with the angular correlation data. If the spin of this state were 4,  $B_2$  would have to be  $0.20 \pm 0.01$  at  $0.02^\circ\text{K}$  which again is not consistent with our value. A spin assignment of 6 for this state leads to a value for  $B_2$  of  $0.28 \pm 0.04$ , in good agreement with our value. Thus the spin of this state is 6.

It thus seems likely that the spins of the 1.90-, 2.09-, and 2.19-MeV states are all 6 and that the 723-, 913-, and 1011-keV  $\gamma$  rays are all pure  $E2$  transitions.

#### IV. HYPERFINE STRUCTURE CONSTANTS

The observables in nuclear orientation experiments are complicated functions of the interesting parameters.<sup>15</sup> In all but the simplest cases these functions are not easily inverted. Certain assumptions, usually about the multiplicities of unseen transitions, must often be made in using the data to derive such quantities as nuclear moments. As future experimental tests of these assumptions may make the nuclear orientation work subject to re-interpretation, it is desirable to state clearly the assumptions made in interpreting the data. Thus, in this section the derivation of coupling constants is discussed.

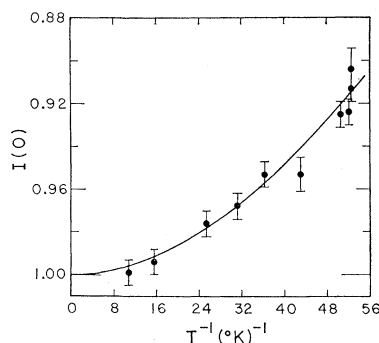


FIG. 11. Temperature dependence of  $I(0)$  for the 550-keV  $\gamma$  ray in the decay of aligned (41 day)  $\text{Pm}^{148}$  in NES. Data are shown with normalized theoretical curve calculated by using Eqs. (2) and (4).

First, the form of the Hamiltonian for  $\text{Pm}^{3+}$  in both the NES and CMN crystals requires separate discussion. Shirley *et al.*<sup>8</sup> showed that for  $\text{Pm}^{144}$  aligned in NES the most important term leading to alignment was the magnetic hyperfine interaction

$$\mathcal{H} = AS_z I_z. \quad (4)$$

This interaction produces equally spaced nuclear magnetic substates and as a consequence the leading term in  $B_2$  goes as  $T^{-2}$ . We observed this same initial behavior of  $B_2$  in (5.4 day)  $\text{Pm}^{148}$  (Fig. 10) and (41 day)  $\text{Pm}^{148}$  (Fig. 11).

Chapman *et al.*<sup>6</sup> showed that for  $\text{Pm}^{149}$  aligned in CMN the interaction has the quadrupolar form

$$\mathcal{H} = P''[I_z^2 - (1/3)I(I+1)]. \quad (5)$$

This was shown from both the sign and temperature dependence of the  $\gamma$ -ray anisotropy. A quadrupolar interaction produces splittings in the nuclear magnetic substates which are proportional to  $I_z^2$  and consequently the leading term in the temperature dependence of  $B_2$  goes as  $T^{-1}$ . Our results for  $\text{Pm}^{143}$ ,  $\text{Pm}^{144}$ , and (5.4 day)  $\text{Pm}^{148}$  aligned in CMN are in complete agreement with Chapman's observation. In each case the sign of the  $\gamma$ -ray anisotropy in CMN is opposite to that in NES. Further, the temperature dependence of the anisotropy in each case is very accurately represented by an interaction of the quadrupolar form (Figs. 2, 5, and 9). This is especially obvious for  $\text{Pm}^{144}$  and (5.4 day)  $\text{Pm}^{148}$  in which the characteristic  $T^{-1}$  dependence of  $I(\theta)$  is exhibited over the entire attainable temperature range.

Thus, it is certainly justifiable to derive an experimental hfs coupling constant  $A$ , from the alignment data in NES and a "quadrupole" coupling constant,  $P''$ , from the alignment data in CMN. The hfs coupling constants,  $A$ , were evaluated in a straightforward manner for (5.4 day)  $\text{Pm}^{148}$  and (41 day)  $\text{Pm}^{148}$  in NES and are given in Table III.

For  $\text{Pm}^{3+}$  in CMN a pseudoquadrupole interaction is expected (Sec. V). The pseudoquadrupole interaction is an old problem in atomic spectroscopy (see, for example, Townes<sup>27</sup>). The quadrupole coupling constant,  $P$ , and the pseudoquadrupole coupling constant,  $P'$ , are not

TABLE II. Intensities for  $\gamma$  transitions observed in the decay of aligned (41 day)  $\text{Pm}^{148}$  along the crystalline  $C$  axis and at  $T=0.02^\circ\text{K}$  in NES.

$E_\gamma$ (keV)	$I(0)$
550	$0.920 \pm 0.006$
627	$0.910 \pm 0.006$
723	$0.919 \pm 0.008$
913	$0.908 \pm 0.010$
1011	$0.902 \pm 0.008$

<sup>27</sup> C. H. Townes, in *Handbuch der Physik*, edited by S. Flügge (Springer-Verlag, Berlin, 1957), Vol. 38/1, pp. 402 ff.

TABLE III. Hyperfine structure coupling constants,  $A$ , and total quadrupole coupling constants,  $P''$ , for several Pm isotopes in NES and CMN, respectively. Errors are given parenthetically.

Isotope	$I$	$ A $ ( $10^{-3} \text{ cm}^{-1}$ )	$P''$ ( $10^{-3} \text{ cm}^{-1}$ )
$\text{Pm}^{143}$	5/2	29(3)	2.2(0.3)
	7/2	22(2)	1.25(0.20)
$\text{Pm}^{144}$	5	6.5(0.5)	0.11(0.01)
	6	5.6(0.5)	0.073(0.004)
(5.4 day) $\text{Pm}^{148}$	1	35(4)	3.3(0.7)
(41 day) $\text{Pm}^{148}$	6	5.8(0.3)	...
$\text{Pm}^{149}$	7/2	...	0.88(0.2)

related in a known fundamental way; they are given by

$$P = CQ/[4I(2I-1)], \quad (6)$$

which describes an electric effect, and

$$P' = C'(\mu^2/I^2), \quad (7)$$

which describes a magnetic effect. The constants  $C$  and  $C'$  are independent of nuclear parameters and thus have the same values for all Pm isotopes.

For the present axially symmetric problem, however, the two coupling constants are indistinguishable and only their sum  $P''$  is measurable. Thus, the hfs portion of the ground-state spin Hamiltonian for  $\text{Pm}^{3+}$  in CMN is

$$\begin{aligned} \mathcal{H} &= (P+P')[I_z^2 - (1/3)I(I+1)] \\ &\equiv P''[I_z^2 - (1/3)I(I+1)]. \end{aligned} \quad (8)$$

We shall refer to  $P''$  as the total quadrupole coupling constant. From our data on  $\text{Pm}^{143}$ ,  $\text{Pm}^{144}$ , and (5.4 day)  $\text{Pm}^{148}$  in CMN we can evaluate the experimental total quadrupole coupling constants  $P''$  and these are given in Table III.

## V. CRYSTAL FIELD THEORY

In order to derive nuclear moments from our alignment data in CMN it becomes necessary to evaluate  $C'$  experimentally. This may be done only if the relative sizes of  $P$  and  $P'$  are known. To estimate these magnitudes we used the crystal field theory of Elliott and Stevens,<sup>28</sup> extended by Judd<sup>29</sup> to CMN, to work out the eigenvalues and eigenstates for the ground-state manifold of  $\text{Pm}^{3+}$  in CMN.

The crystal field parameters are found experimentally to change quite smoothly through the rare-earth series and the following set of parameters for  $\text{Pm}^{3+}$  was obtained by interpolation from the values given by Judd.<sup>29</sup>

$$\begin{aligned} A_6^0 \langle r^6 \rangle &= -40 \text{ cm}^{-1}, & A_6^3 \langle r^6 \rangle &= \pm 1850 \text{ cm}^{-1}, \\ A_6^6 \langle r^6 \rangle &= 700 \text{ cm}^{-1}, & A_2^0 \langle r^2 \rangle &= -40 \text{ cm}^{-1}, \\ A_4^0 \langle r^4 \rangle &= -30 \text{ cm}^{-1}, & \text{and } A_4^3 \langle r^4 \rangle &= \mp 400 \text{ cm}^{-1}. \end{aligned}$$

The signs of  $A_6^3 \langle r^6 \rangle$  and  $A_4^3 \langle r^4 \rangle$  are arbitrary but must

<sup>28</sup> R. J. Elliott and K. W. H. Stevens, Proc. Roy. Soc. (London) **A219**, 387 (1953).

<sup>29</sup> B. R. Judd, Proc. Roy. Soc. (London) **A232**, 462 (1955).

TABLE IV. Energies and wave functions of the eigenstates of  $^5I_4$  Pm $^{3+}$  in CMN, calculated from crystal field theory with parameters given in text.

Energies (cm $^{-1}$ )	Degeneracy	Wave functions in $ J_z\rangle$ notation
-181.66	1	+0.56 +3>+0.61 0>-0.56 -3)
-162.82	2	+0.66 ±4>∓0.73 ±1>+0.21 ∓2)
-123.51	2	±0.475 ±4>+0.18 ±1>∓0.86 ∓2)
172.53	1	+0.71 +3>+0.71 -3)
193.91	2	+0.59 ±4>±0.66 ±1>+0.46 ∓2)
194.00	1	-0.43 +3>+0.79 0>+0.43 -3)

be different. Energy matrix elements were evaluated for the 9 states of the lowest level,  $^5I_4$ . The 9×9 matrix reduces to three 3×3 matrices, and the eigenvalue problem involves only solving cubic equations. The eigenvalues and eigenvectors are given in Table IV.

The lowest energy state is a singlet which lies about 19 cm $^{-1}$  below the next (doublet) state. We may now determine the relative sizes of  $P$  and  $P'$ .

Evaluating  $P'$  from<sup>30</sup>

$$3C = \frac{4\beta^2\beta_N^2\mu_N^2}{I^2} \langle r^{-3} \rangle^2 (\mathbf{N} \cdot \mathbf{I})^2 \quad (9)$$

and using<sup>31</sup>  $\langle r^{-3} \rangle = 36.6 A^{-3}$  for Pm $^{3+}$ , we obtain

$$P' = 1.48 \times 10^{-3} (g_N^2 / \Delta E) \text{ cm}^{-1}, \quad (10)$$

where  $\Delta E$  is the splitting in cm $^{-1}$  between the ground state singlet and the lowest doublet. For a splitting of 18.8 cm $^{-1}$ , we find

$$P' = 8.39 \times 10^{-5} g_N^2 \text{ cm}^{-1}. \quad (11)$$

We can also evaluate the effect of direct coupling between the crystalline field and  $Q$  the nuclear quadrupole moment<sup>30</sup>:

$$P_1 = 3A_2^0 Q / I(2I-1). \quad (12)$$

Now to evaluate this quantity we must know  $\langle r^2 \rangle$  since only  $A_2^0 \langle r^2 \rangle = -40 \text{ cm}^{-1}$  is known. To evaluate  $\langle r^2 \rangle$  we used Ridley's Hartree radial wave functions<sup>32</sup> which are available for Pr $^{3+}$  and Tm $^{3+}$ . We graphically integrated and obtained  $\langle r^2 \rangle = 1.445 \text{ a.u.}$  (atomic units) for Pr $^{3+}$  and  $\langle r^2 \rangle = 0.7505 \text{ a.u.}$  for Tm $^{3+}$ . By interpolation we obtained  $\langle r^2 \rangle = 1.31 \text{ a.u.}$  for Pm $^{3+}$ . Using this value, we calculated

$$P_1 = -\frac{3.28 \times 10^{-6} Q}{I(2I-1)} \text{ cm}^{-1}. \quad (13)$$

We next considered the interaction of the 4f electrons with the quadrupole moment.

This can be approximated as<sup>28</sup>

$$P_2 \approx -\frac{9e^2 Q}{4I(2I-1)} \langle r^{-3} \rangle \langle J || \alpha || J \rangle \times \langle + | J_z^2 - (1/3)J(J+1) | + \rangle. \quad (14)$$

Evaluating this term for Pm $^{3+}$ , we obtain

$$P_2 \approx +\frac{7.49 \times 10^{-4} Q}{I(2I-1)} \text{ cm}^{-1}. \quad (15)$$

Since all the other states in the lowest level ( $^5I_4$ ) lie considerably higher in energy and the first excited level ( $^3I_6$ ) is about 1586 cm $^{-1}$  higher in energy,<sup>33</sup> perturbations due to higher states may be neglected by comparison. Using a spin of 6 and the magnetic moment of 1.75 nm for Pm $^{144}$ , we calculate  $P = 1.13 \times 10^{-5} Q \text{ cm}^{-1}$  and  $P' = 7.17 \times 10^{-6} \text{ cm}^{-1}$ . Nuclear quadrupole moments in this region are of the order of 0.5 b; thus,  $P$  could be as high as  $\sim 6 \times 10^{-6} \text{ cm}^{-1}$ . Even so these theoretical estimates are much smaller than the experimental value for  $P''$  of  $(7.3 \pm 0.4) \times 10^{-5} \text{ cm}^{-1}$ .

The value of  $P'$  depends on the splitting between the lowest singlet and doublet. This splitting was theoretically investigated by varying the interpolated crystal field parameters and was found to be very sensitive to the values of  $A_6^0 \langle r^6 \rangle$  and  $A_6^6 \langle r^6 \rangle$ . The size of the observed effect can easily be accounted for if the splitting is about 2 cm $^{-1}$  instead of 19 cm $^{-1}$ , and this splitting can easily be obtained by reducing  $A_6^0 \langle r^6 \rangle$  and  $A_6^6 \langle r^6 \rangle$ . In fact one could infer from our experiment that  $A_6^0 \langle r^6 \rangle$  is probably closer to  $-50 \text{ cm}^{-1}$  than  $-40 \text{ cm}^{-1}$  and that  $A_6^6 \langle r^6 \rangle$  is somewhat lower than 700 cm $^{-1}$ . It should be pointed out that adjusting the energy spacing between the lowest singlet and doublet to fit the data is a valid procedure inasmuch as it requires changing  $A_6^0 \langle r^6 \rangle$  and  $A_6^6 \langle r^6 \rangle$  by amounts well within the accuracy to which they are known. The theoretical quadrupole coupling constant,  $P$ , is not appreciably altered by this procedure. It follows from this discussion that  $P \leq 0.1P''$  for Pm $^{144}$ ; i.e., that  $P''$  is at least 90% pseudoquadrupole. Thus, it seems valid to derive, from the experimental  $\mu$  and  $P''$  of Pm $^{144}$ , a spin-independent pseudoquadrupole coupling constant  $C'$ . We shall account for the possibility of  $P''$  for Pm $^{144}$  being as much as 10%  $P$  in the limits of error for  $C'$ .

## VI. NUCLEAR MOMENTS

Once it has been established that the pseudoquadrupole mechanism is mainly responsible for producing the alignment of Pm $^{3+}$  in CMN, it becomes possible to derive nuclear moments for the various Pm isotopes. Shirley *et al.*<sup>8</sup> aligned Pm $^{144}$  in NES and established that for  $I=5$ ,  $|\mu| = 1.68 \pm 0.14 \text{ nm}$  and for  $I=6$ ,  $|\mu| = 1.75 \pm 0.14 \text{ nm}$ . From Table III we find  $P'' = +(1.1 \pm 0.1) \times 10^{-4} \text{ cm}^{-1}$  for  $I=5$  and  $P'' = +(7.3 \pm 0.4) \times 10^{-5} \text{ cm}^{-1}$

<sup>33</sup> M. H. Crozier and W. A. Runciman, J. Chem. Phys. **35**, 1392 (1961).

<sup>30</sup> R. J. Elliott, Proc. Phys. Soc. (London) **B70**, 119 (1957).

<sup>31</sup> B. R. Judd and I. Lindgren, Phys. Rev. **122**, 1802 (1961).

<sup>32</sup> E. C. Ridley, Proc. Cambridge Phil. Soc. **56**, 41 (1960). A value of  $\langle r^2 \rangle = 0.96 \text{ a.u.}$  was obtained from the recently published Hartree-Fock calculation of A. J. Freeman and R. E. Watson, Phys. Rev. **127**, 2058 (1962).

for  $I=6$ . Using these values and Eq. (7) we can now calculate  $C' = +(1.01 \pm 0.17) \times 10^{-3} \text{ cm}^{-1} (\text{nm})^{-2}$ .

### A. Pm<sup>143</sup>

The spin of Pm<sup>143</sup> is almost certainly 5/2 or 7/2. For a spin of 7/2 and the experimental  $P'' = +(1.25 \pm 0.2) \times 10^{-3} \text{ cm}^{-1}$  we calculate the magnetic moment as  $|\mu| = 3.9 \pm 0.5 \text{ nm}$ , while for a spin of 5/2 and the experimental  $P'' = +(2.2 \pm 0.3) \times 10^{-3} \text{ cm}^{-1}$  we get a magnetic moment of  $|\mu| = 3.75 \pm 0.5 \text{ nm}$ . For an unpaired proton in a  $g_{7/2}$  state the Schmidt and Dirac limits on the magnetic moment are 1.7 nm and 3.1 nm, respectively. The Dirac and Schmidt limits for a proton in a  $d_{5/2}$  state are 2.9 nm and 4.8 nm, respectively. Since the value  $|\mu| = 3.9 \pm 0.5 \text{ nm}$  falls outside the usual limits for a  $g_{7/2}$  proton one could interpret this as weak evidence for the spin of Pm<sup>143</sup> being 5/2 rather than 7/2.

### B. (5.4 day) Pm<sup>148</sup>

For (5.4 day) Pm<sup>148</sup> we are able to combine the data shown in Figs. 9 and 10 to get the magnetic moment. Experimentally it is determined that  $U_2$  must be negative for this transition (see Sec. III). Since only the  $L=1$   $\beta$  transition produces a negative  $U_2$ , one limit on  $U_2$  must be for a pure  $L=1$   $\beta$  decay, which has  $U_2 = -0.50$ . From the CMN data we can set the other limit on  $U_2$  and we find  $-0.50 < U_2 < -0.37$ . Then using this value of  $U_2$  in conjunction with the NES data in Fig. 10 we can set the limits on  $A$ ;  $0.0316 \text{ cm}^{-1} < |A| < 0.0388 \text{ cm}^{-1}$ . Now from the relation<sup>34</sup>

$$|\mu| = \frac{|A|I}{0.0193},$$

we obtain  $|\mu| = 1.82 \pm 0.19 \text{ nm}$ .

### C. (41 day) Pm<sup>148</sup>

The magnetic moment for (41 day) Pm<sup>148</sup> is very simply evaluated from the NES data. Using the decay scheme (Fig. 8) modified by our results of Sec. III [i.e., that  $I_{1.90} = I_{2.09} = I_{2.19} = 6+$  in Sm<sup>148</sup> and that the spin of (41 day) Pm<sup>148</sup> is 6-] we can set limits on  $U_2$  of the 550 keV  $\gamma$  ray;  $0.52 < U_2 < 0.58$ . From the data of Fig. 11 we then find  $|A| = (5.8 \pm 0.6) \times 10^{-3} \text{ cm}^{-1}$  and using Eq. (16) the magnetic moment is evaluated as  $|\mu| = 1.80 \pm 0.18 \text{ nm}$ .

### D. Pm<sup>149</sup>

Pm<sup>149</sup> was aligned in CMN by Chapman *et al.*<sup>6</sup> Since they did not have the value of  $C'$  in Eq. (7) they were unable to determine the magnetic moment of Pm<sup>149</sup>. From their data we can obtain a value for  $P''$  of  $+(8.8 \pm 2.1) \times 10^{-4} \text{ cm}^{-1}$  leading to a magnetic moment  $|\mu| = 3.3 \pm 0.5 \text{ nm}$ .

<sup>34</sup> H. J. Stapelton, C. D. Jeffries, and D. A. Shirley, Phys. Rev. **124**, 1455 (1961).

TABLE V. Possible proton and neutron configurations which would give spins 1 and 6 for Pm<sup>148</sup>. Agreement with the experimental values of  $|\mu| = 1.8$  for both states is obtained for the configurations ( $g_{7/2}f_{7/2}$ ) and ( $g_{7/2}f_{5/2}$ ).

Proton configuration	Neutron configuration	$I$	$\mu$ (nm) Schmidt value	$\mu$ (nm) empirical value	Agreement with Nordheim's rules
$d_{5/2}$	$f_{7/2}$	1	-3.62	-2.80	No
$d_{5/2}$	$f_{7/2}$	6	2.88	3.65	Yes
$d_{5/2}$	$f_{5/2}$	1	1.23	1.01	Yes
$g_{7/2}$	$f_{7/2}$	1	-0.03	0.31	Yes
$g_{7/2}$	$f_{7/2}$	6	-0.18	1.84	No
$g_{7/2}$	$f_{5/2}$	1	0.42	1.67	No
$g_{7/2}$	$f_{5/2}$	6	3.09	3.52	Yes

## VII. DISCUSSION

It is interesting to examine the magnetic moments for the spin 1 and 6 states of Pm<sup>148</sup>. The shell model predicts the 61st proton of this odd-odd nucleus to have either a  $d_{5/2}$  or  $g_{7/2}$  configuration while the 87th neutron should have either an  $f_{5/2}$  or  $f_{7/2}$  configuration. There are seven ways in which to combine these states to make spins 1 and 6 and these possibilities are shown in Table V. Using the "Schmidt values" of the magnetic moments for unpaired protons and neutrons [ $\mu(d_{5/2} \text{ proton}) = +4.79 \text{ nm}$ ,  $\mu(g_{7/2} \text{ proton}) = +1.72 \text{ nm}$ ,  $\mu(f_{5/2} \text{ neutron}) = +1.37 \text{ nm}$ , and  $\mu(f_{7/2} \text{ neutron}) = -1.91 \text{ nm}$ ] and coupling the neutron and proton angular momenta, we obtain the values for the magnetic moments listed in column 4 of Table V. These values agree very poorly with the experimental values derived above. However, since the Pm<sup>148</sup> isomers are not near a closed shell for either protons or neutrons there is no *a priori* reason to expect these single-particle values to be applicable in this region.

Perhaps a more useful comparison with experiment can be provided by means of an empirical calculation<sup>35</sup> based on the ground-state spin assignments and magnetic moments of odd nucleons in neighboring nuclei. Table VI shows the values<sup>34,36,37</sup> of  $\mu$  which were used for the nominal  $d_{5/2}$  and  $g_{7/2}$  proton and  $f_{5/2}$  and  $f_{7/2}$

TABLE VI. Nuclear moments of odd- $A$  nuclei in the neighborhood of Pm<sup>148</sup>.

Odd- $A$ nucleus	Ground-state spin ( $I$ )	Nominal configuration	$\mu$ (nm)	$g$ (nm)	ref.
<sup>61</sup> Pm <sub>86</sub> <sup>147</sup>	7/2	$g_{7/2}$	(+)3.0	(+)0.86	34
<sup>60</sup> Nd <sub>87</sub> <sup>147</sup>	5/2	$f_{5/2}$	(+)0.53	(+)0.21	36
<sup>62</sup> Sm <sub>87</sub> <sup>149</sup>	7/2	$f_{7/2}$	-0.85	-0.24	36
<sup>59</sup> Pr <sub>88</sub> <sup>141</sup>	5/2	$d_{5/2}$	+4.0	+1.80	37
			+5.1		36
			+4.8		Schmidt value Value used
			+4.5		

<sup>35</sup> C. A. Lovejoy and D. A. Shirley, Nucl. Phys. **30**, 452 (1962).

<sup>36</sup> I. Lindgren, Nucl. Phys. **32**, 151 (1962).

<sup>37</sup> K. Murakawa, J. Phys. Soc. Japan **15**, 2306 (1960).



neutron configurations. Only the  $d_{5/2}$  proton configuration value is rather arbitrary and this is not too important since both  $\text{Pm}^{147}$  and  $\text{Pm}^{149}$  have spins of  $7/2$ , making it most likely that the 61st proton in  $\text{Pm}^{148}$  is in a  $7/2+$  configuration. The sign of  $\mu$  for  $\text{Nd}^{147}$  was inferred from the Schmidt value. By coupling the  $g$  values shown in Table VI we calculated the empirical values of the magnetic moments shown in column 5 of Table V. Comparison of these values with the experimental results shows that good agreement is obtained if the ground state ( $I=1$ ) of  $\text{Pm}^{148}$  is in a nominal ( $g_{7/2}f_{5/2}$ ) configuration and the excited state ( $I=6$ ) has a nominal ( $g_{7/2}f_{7/2}$ ) configuration. The coupling of spins in these configurations is contrary to Nordheim's rules but since we are dealing with multiple-particle configurations rather than single-particle configurations this disagreement may not be important.

### VIII. ABSOLUTE TEMPERATURE SCALE FOR CMN

A careful inspection of Fig. 2 will show that the axial data points, with the exception of the lowest temperature point, could be fitted slightly better by a curve with a small negative curvature in  $I(\theta)$  vs  $T^{-1}$  indicating "saturation" of the nuclear alignment. Such a curve would be physically reasonable; it would correspond to a much larger value of  $P'$  than does the curve actually drawn in Fig. 2. If the lowest temperature point were in reality at a much lower temperature still, it would lie on the "saturation" curve. If the  $T-T^*$  relationship for

CMN were considerably in error, the lowest temperature point could appear to be at too high a temperature. There is some evidence that the  $T-T^*$  relationship for CMN might be in error in just this way, the lowest point lying at a temperature much lower than  $0.003^\circ\text{K}$ .<sup>38,39</sup>

A more thorough analysis of the data in Fig. 2 tends to refute this interpretation for two reasons: (1) there is no detectable  $P_4$  term in the angular distribution at the lowest temperature (Fig. 3), whereas the "saturation" curve would require the distribution  $I(\theta) \approx 1 + 0.17P_2(\cos\theta) - 0.03P_4(\cos\theta)$  at this temperature; and (2) the magnitude of the limiting value for the coefficient of the  $P_2$  term is  $+0.40$  for this decay sequence, the saturation curve would require a value of  $+0.18$ .

We conclude, then, that the data for  $\text{Pm}^{144}$  qualitatively substantiate the magnetic temperature scale for CMN given by Daniels and Robinson.<sup>12</sup> It should be noted that this experiment is not highly sensitive to small inaccuracies in the  $T-T^*$  scale, nor was the ultimate possible accuracy obtained. Still this measurement provides independent confirmation, by a unique method, that the  $T-T^*$  relation for CMN is essentially correct.

<sup>38</sup> R. P. Hudson, R. S. Kalsner, and H. E. Radford, in *Proceedings of the VII International Conference on Low Temperature Physics* (University of Toronto Press, 1961), p. 100.

<sup>39</sup> D. de Klerk, in *Handbuch der Physik*, edited by S. Flügge (Springer-Verlag, Berlin, 1956), Vol. 15, 118.

## Scattering of $\text{He}^3$ from $\text{He}^3$ †

T. A. TOMBRELLO AND A. D. BACHER

*California Institute of Technology, Pasadena, California*

(Received 19 December 1962)

The elastic scattering of  $\text{He}^3$  particles from a  $\text{He}^3$  target has been investigated for bombarding energies between 3 and 12 MeV. Excitation curves were obtained for center-of-mass scattering angles  $30.6^\circ$ ,  $54.8^\circ$ ,  $70.1^\circ$ , and  $90^\circ$ ; and angular distributions were measured at bombarding energies of 3.03, 5.90, 7.91, 9.92, and 11.93 MeV. The excitation curves are without structure and all decrease with increasing energy in a smooth, monotonic fashion. The five angular distributions exhibit marked disagreement with theoretical predictions based on the resonating group structure method.

### 1. INTRODUCTION

THE resonating group structure method developed by Wheeler<sup>1</sup> has been applied successfully to many scattering reactions among the very light nuclei. The most prominent of these successes have been the scattering of nucleons from<sup>2-4</sup>  $\text{H}^2$ ,  $\text{H}^3$ ,  $\text{He}^3$ , and  $\text{He}^4$

and the scattering of alpha particles from helium.<sup>5</sup> In all these cases, the experimental and theoretical results are in qualitative agreement over a wide range of bombarding energies. Since the method has been applicable both to the case of the scattering of nucleons from

*Nuclear Forces and the Few-Nucleon Problem* (Pergamon Press, New York, 1960), Vol. 2, p. 345.

<sup>3</sup> P. G. Burke, *Nuclear Forces and the Few-Nucleon Problem* (Pergamon Press, New York, 1960), Vol. 2, p. 413.

<sup>4</sup> H. H. Bransden, *Nuclear Forces and the Few-Nucleon Problem* (Pergamon Press, New York, 1960), Vol. 2, p. 527.

<sup>5</sup> E. W. Schmid and K. Wildermuth, *Nucl. Phys.* **26**, 463 (1961).

† Supported in part by the Joint Program of the Office of Naval Research and the U. S. Atomic Energy Commission.

<sup>1</sup> J. A. Wheeler, *Phys. Rev.* **52**, 1107 (1937).

<sup>2</sup> H. S. W. Massey, *Progress in Nuclear Physics* (Butterworths Scientific Publications Ltd., London, 1953), Vol. 3, p. 235; and